





FISCAL YEAR 2022 G&A (As of December 31, 2022)

The image displays a financial table for Fiscal Year 2022 G&A, as of December 31, 2022. The table is rendered as a dense grid of multi-colored pixels (red, green, blue, yellow, cyan, magenta) that obscure the underlying data. The grid is organized into columns and rows, typical of a financial statement layout. The top section of the grid is predominantly red and yellow, while the middle and bottom sections are dominated by blue and cyan. The overall appearance is that of a corrupted or heavily distorted digital document.









Netm...

Expenses

Water Expenses

Electricity Expenses

Telephone Expenses

Postage and Courier Expenses

Telephone Expenses - Landl...

5020 4010 00

5020 4020 00

5020 5010 00

5020 5020 00

5021 0300 00

ICT Consultancy Services

ICT Consultancy Services

5021 1000 99 00

Sanitary

5021 2010 00

Sanitary

5021 2020 00

Office Equipment

5021 3030 00

ICT Equipment

5021 3050 00

Machinery

5021 5000 00

Taxes, Insurance Premiums and other


Rent/Lease Expenses - Buildings


5020 6010 00

Plant and Equipment

5020 6020 00

63 30 32





UACB I.A.1 Pension and Disability Fund

10/31/2010

42,000.00 534,000.00

12657.00 15600.00 2749.00 03/23/09 67.77 124,000.00 25,000.00 126,000.00 Cash Gift Cash Gift 750,000.00

Retirement and Life Insurance Pr 25,000.00 20,754.00 80,000.00 80,000.00 80,000.00 80,000.00

12,657.00 225,930.00 356,884.00 109,406.35 5,824.00 42,377.09 1,016,643.10

Program for regional expenses

50703010.01

007

008

009

010

011

012

013

014

015

016

017

018

019

020

021

022

023

024

025

026

027

028

029

030

031

032

033

034

035

036

037

038

039


040


041

OBLIGATIONS

Category	Code	Amount	Amount	Amount	Amount	Amount	Amount	Amount	Amount	Amount
Salaries and Wages - Regular										
Basic Salary - Civilian	5010 1010 01	1,360,835.25	1,996,004.00	7,479,769.67	2,565,769.00	6,944,645.77	10,154,677.61	9,774,754.28	3,289,383.06	5,000,000.00

Number of employees in regular positions as of 12/31/10
Total number of step increments-merit and performance
Year End Progress





ICT Software	1080 1020 00
Major Vehicles	1060 6010 00
Furniture and Fixtures	1060 7010 00

Total 2078