

CONSTRUCTION INDUSTRY AUTHORITY OF THE PHILIPPINES

Status of Allotment, Obligations and Balance

FISCAL YEAR 2022 GAA (As of June 30, 2022)

Account Title	Allotment	Obligation	Balance	Remarks	
				Available	Unavailable


As of June 30, 2022, the total available allotment is P 11,000,000.00, which is 100% of the total allotment of P 11,000,000.00. The total obligation is P 11,000,000.00, which is 100% of the total available allotment of P 11,000,000.00. The total balance is P 0.00, which is 0% of the total available allotment of P 11,000,000.00.


The total available allotment is P 11,000,000.00, which is 100% of the total allotment of P 11,000,000.00. The total obligation is P 11,000,000.00, which is 100% of the total available allotment of P 11,000,000.00. The total balance is P 0.00, which is 0% of the total available allotment of P 11,000,000.00.

Account Title	Allotment	Obligation	Balance	Available	Unavailable	Remarks
Salary	500,000.00	500,000.00	0.00	500,000.00	0.00	
Overseas Allowance	500,000.00	500,000.00	0.00	500,000.00	0.00	
Overtime Pay - Civilian	500,000.00	500,000.00	0.00	500,000.00	0.00	
Overtime and Night Pay	500,000.00	500,000.00	0.00	500,000.00	0.00	
Transportation Allowance	500,000.00	500,000.00	0.00	500,000.00	0.00	
<b>Total</b>	<b>2,500,000.00</b>	<b>2,500,000.00</b>	<b>0.00</b>	<b>2,500,000.00</b>	<b>0.00</b>	


Account Title	Allotment	Obligation	Balance	Available	Unavailable	Remarks
Salary	500,000.00	500,000.00	0.00	500,000.00	0.00	
Overseas Allowance	500,000.00	500,000.00	0.00	500,000.00	0.00	
Overtime Pay - Civilian	500,000.00	500,000.00	0.00	500,000.00	0.00	
Overtime and Night Pay	500,000.00	500,000.00	0.00	500,000.00	0.00	
Transportation Allowance	500,000.00	500,000.00	0.00	500,000.00	0.00	
<b>Total</b>	<b>2,500,000.00</b>	<b>2,500,000.00</b>	<b>0.00</b>	<b>2,500,000.00</b>	<b>0.00</b>	

	UACS	I.a.1	I.a.1	II.1.1	II.1.2	II.1.3	II.2.1	II.2.2	II.2.3	Total
		APB								
<b>Maintenance and Other Operating Expenses</b>										
Travelling Expenses										
Travelling Expenses - Fuel	5070 1010 00		222 000 00	-	188 000 00	80 000 00	-	-	-	490.000.00



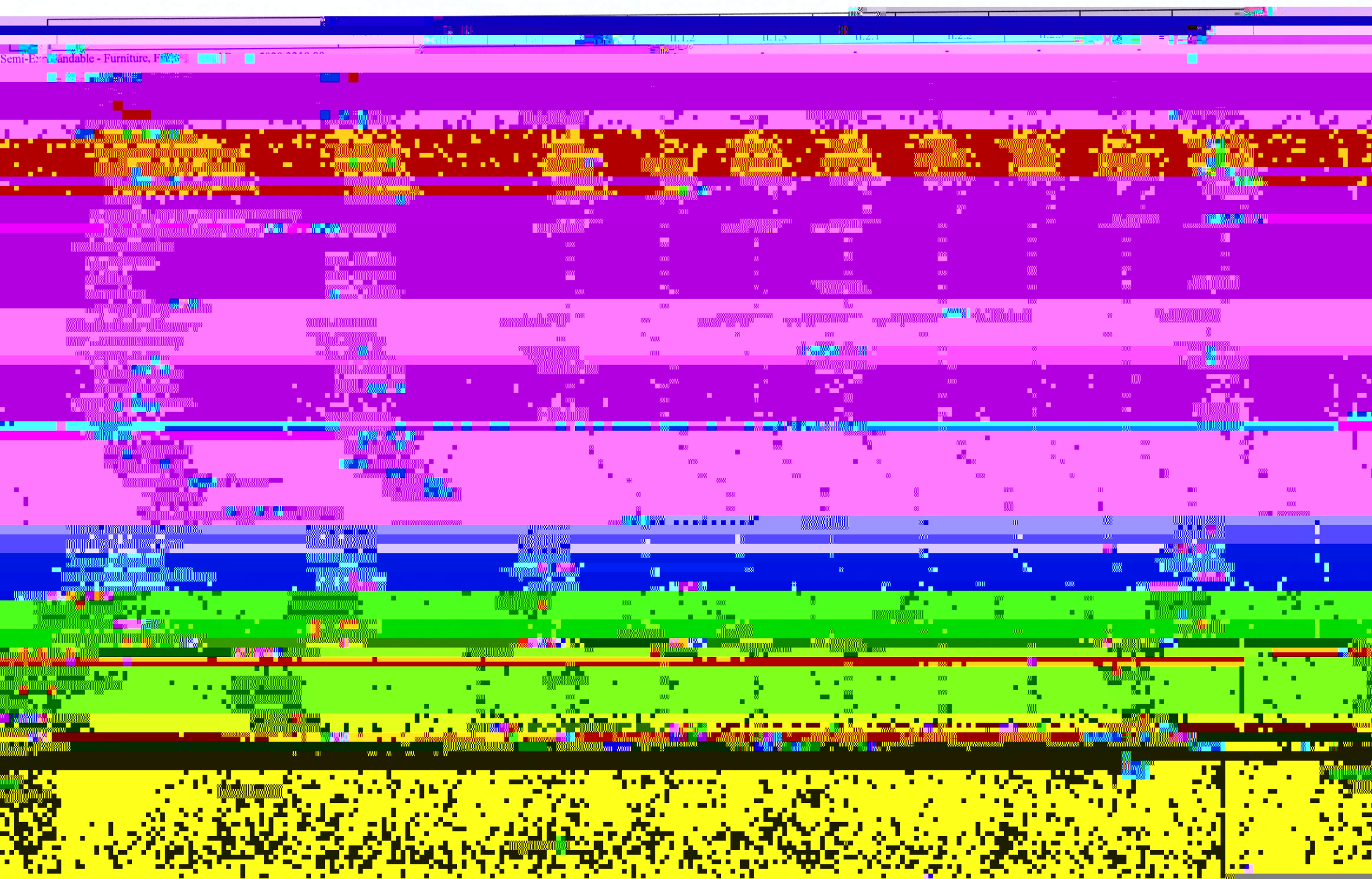


Utility Expenses



UACS	I.a.1	I.a.1	II.1.1	II.1.2	II.1.3	II.2.1	II.2.2	II.2.3	Total
	ADR								









	11.1	11.2	11.3	11.4	11.5	Total
--	------	------	------	------	------	-------

Maintenance and Other Operating Expenses

Travelling Expenses								
Travelling Expenses - Local	5020 1010 00	166,688.00	(47,285.00)	152,749.01	76,081.00	(62,097.00)	(10,490.00)	337,554.01
Travelling Expenses - Foreign	5020 1020 00		366,000.00	377,652.05				743,652.05
Training and Scholarships Expenses								
Training Expenses		100,000.00	25,000.00	100,000.00	200,000.00		97,000.00	1,022,716.49

Depreciation and Amortization Expenses		616,000.00	6,015.00	349,662.51	94,697.50	50,000.00	(217,000.00)	(5,600.00)
--	--	------------	----------	------------	-----------	-----------	--------------	------------



5029 9020 00	180,000.00	2,712.00	24,512.00	-	-	-	-	267,224.00
5029 9030 00	179,085.00	45,000.00	877,836.00	121,172.89	(76,528.34)	72,000.00	89,000.00	1,307,565.55
5029 9070 01	-	(2,583.29)	-	-	-	-	-	(2,583.29)
5029 9070 99	-	-	-	-	-	-	-	-
5029 9060 00	-	-	-	-	-	-	-	-
	23,206,209.65	1,521,922.79	2,488,110.60	5,195,816.31	2,026,331.50	340,326.45	443,627.06	35,289,447.16

Printing and Binding Expenses  
Representation Expenses  
Subscription Expenses  
ICT Software Subscription  
Others  
Membership Dues  
Total, MOOE

Total, CO

GRAND TOTAL

2,643,000.91	26,607,062.05	2,418,271.25	8,112,851.01	12,405,421.90	7,120,179.88	4,667,000.00	1,188,000.00	35,289,447.16
--------------	---------------	--------------	--------------	---------------	--------------	--------------	--------------	---------------